





# Curriculum Sequence Autumn 2 - Year 1

## ‘Seasonal changes’



<b>History</b> KS1- Changes in living memory – transport.	<b>Music</b> KS1- Hey You By Joanna Mangona Use voices expressively and creatively to sing Hey you.	<b>Art</b> KS1 – Explore how to build up images by creating multiples, and use line, shape, colour and textures to explore pattern, sequencing and symmetry.	<b>PSHE</b> KS1- Relationships with my family and how to deal with conflict appropriately. Safe touch and keeping secrets.
<b>INTENT</b> To develop an awareness of how different modes of transport have changed over time.	<b>INTENT</b> To learn about the interrelated dimensions of music through games, singing, playing instruments, improvising, composing and performing ‘Hey You’	<b>INTENT</b> Explore the world around them as a way to begin to understand concept of 'print'.	
<b>Sequence of lessons:</b>  1- To know how transport has changed over time.  2–To be able to identify the differences between past and present transport.  3- To know how transport by air has changed.  4-To know how cars have changed over time.  5-To know how boats have changed over time.  6- To know how trains have changed over time.	<b>Sequence of lessons:</b> <ol style="list-style-type: none"><li>1. Listen and appraise, begin to recognise the basic style indicators of Hip Hop, learn to sing ‘Hey you’</li><li>2. Listen and find the pules then learn to play Glockenspiels with the song.</li><li>3. Improvise with the song. Play games, copy back and improvise.</li><li>4. Compose with the song-‘Hey you’</li><li>5. Choose what to perform and rehearse.</li><li>6. Perform Hey you.</li></ol>	<b>Sequence of lessons:</b> <ol style="list-style-type: none"><li>1 – I can make simple prints using my hands and feet.</li><li>2- I can explore my environment and take rubbings of textures I find.</li><li>3- I can push objects I find into plasticine and make prints.</li><li>4 – I can cut shapes out of foam board and stick them on a block to make a plate.</li><li>5- I can draw into the surface of the foam board and print from the plate.</li><li>6- I can use colour, shape and line to make my prints interesting.</li></ol>	<b>Celebrating Difference</b> <b>Sequence of lessons:</b>  In this Puzzle the class will learn about and celebrate different families. We will discuss conflict and differences and how this sometimes happens in families. We will learn about bullying and know what it means to be a witness to bullying. Finally, we will talk about the words that we use and how they can be used in hurtful ways or to compliment people.
<b>Outcomes/composite</b>  Children will be able to identify transport from the past and present and describe the similarities and differences of these.	<b>Outcome/composite</b> Perform Hey you to an audience	<b>Outcome/composite</b> Create a personalised printing plate	<b>Outcome/composite</b> Create a ‘Hall of Fame’ display.
Reading opportunities across the curriculum: <b>Books about seasonal changes.</b> <div></div>			

# Curriculum Sequence Autumn – Year 1



## ‘Seasonal changes’

<div>RE</div> <div>Belonging to a faith community/Christmas.</div>	<div>PE</div> <div>KS1 Multi skills</div> <div>To master basic movements including running, jumping, throwing and catching, as well as developing balance, agility and co-ordination.</div>	<div>Science</div> <div>KS1- Seasonal changes</div> <div>Observe changes across the 4 seasons , record the weather and present data.</div>	
<div>INTENT</div> <div>To develop an awareness of what it means to belong to a faith community. To develop an understanding of why Christmas is important to Christians.</div>	<div>INTENT</div> <div>•To know how to move in different ways</div> <div>•To move safely</div> <div>•To move into spaces</div> <div>•To use a ball with control and co-ordination</div>	<div>INTENT</div> <div>•Explain what the different weather symbols represent.</div> <div>•To know our seasons and the weather that is associated with them.</div> <div>•To create our own weather station and record our results</div>	
<div>Sequence of lessons:</div> <div>1 – To know what belonging means.</div> <div>2- To understand what it means to belong to a Christian community.</div> <div>3- To understand what it means to belong to a Jewish community.</div> <div>4- To understand why Christmas matters to Christians.</div> <div>5- To understand what the nativity story means.</div> <div>6-To understand why Jesus being born is good news.</div>	<div>Sequence of lessons:</div> <div>1- To know how to move changing direction and speed.</div> <div>2-To use different ways of moving.</div> <div>3-To know how to move safely with an object.</div> <div>4-To know how to roll a ball.</div> <div>5-To know how to aim when rolling a ball.</div> <div>6-To use an underarm action to throw.</div>	<div>Sequence of lessons:</div> <div>1-Talk about the weather and how it is represented by different symbols.</div> <div>2- Understand how the weather changes throughout the seasons.</div> <div>3- To understand that day length varies and changes from season to season.</div> <div>4- To consider what effect rain has on us and our daily lives.</div> <div>5-To observe wind direction and consider if there is a pattern between rainfall and wind.</div> <div>6- Consider warm and cold weather , measure the temperature inside and outside the classroom .</div>	<div>Sequence of lessons:</div>
<div>Outcome/composite</div> <div>Children will be able to design posters to encompass this half terms R.E. learning.</div>	<div>Outcome/composite</div> <div>Most children will be able to move safely in different ways showing some control and co-ordination with a ball. or object.</div>	<div>Outcome/composite</div> <div>Children to become responsible online citizens and are able to use the internet in a safe way.</div>	<div>Outcome/composite</div>